

**NERO GOFFRATO
E VARIANTI**

Colori disponibili:
NN = nero goffrato
NO = nero-oro
NA = nero-argento
NR = nero-rame
NB = nero-bronzo
NV = nero-verde

Per GRIGIO ANTRACITE e BIANCO GOFFRATO vedere le condizioni riportate nel listino prezzi.

Diffusore: acrilico; S25 = sfera d. 250 mm.
 Colori disponibili (da specificare):

SO = sfera opale
SF = sfera fumè
SP = sfera prismatica
ST = sfera trasparente

**BLACK MATT
AND VARIANTS**

Colours available:
NN = black matt
NO = black-gold
NA = black-silver
NR = black-copper
NB = black-bronze
NV = black-green

For ANTHRACITE GREY and WHITE MATT refer to conditions on the pricing list.

Diffuser: acrylic; S25 = globe d. 250 mm.
 Colours available (to specify):

SO = opal globe
SF = smoked globe
SP = prismatic globe
ST = transparent globe

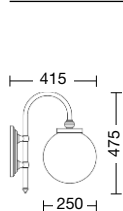


Viteria esterna in acciaio inox.
 Tasselli di fissaggio inclusi
 (lampadina non inclusa).
 Specifiche bracci e pali a pag. 294-297.
 Accessori a pag. 298-300.

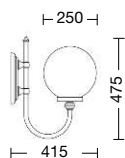
External screws: stainless steel.
 Anchorage screws included
 (bulbs not included).
 Arms and poles details on page 294-297.
 Accessories on page 298-300.

E27 75W

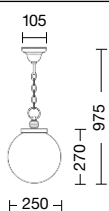
E27 23W



1601/S25
B3



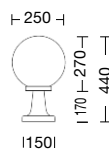
1602/S25
B3



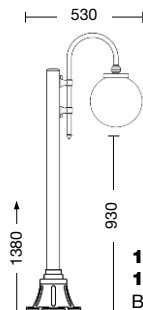
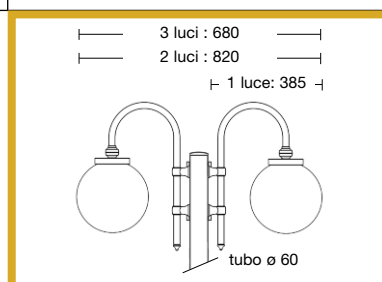
1603/S25



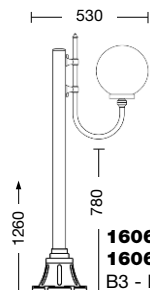
1603/PL/S25



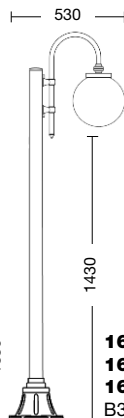
1604/S25



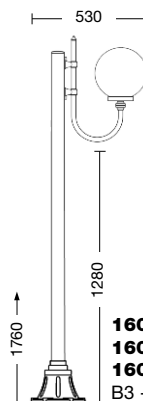
1605/1L/S25
1605/2L/S25
B3 - P20



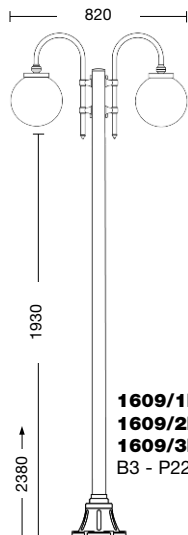
1606/1L/S25
1606/2L/S25
B3 - P20



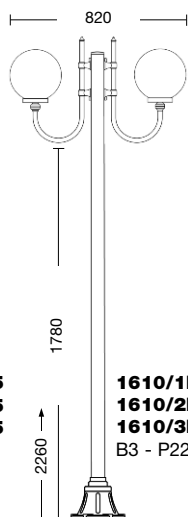
1607/1L/S25
1607/2L/S25
1607/3L/S25
B3 - P21



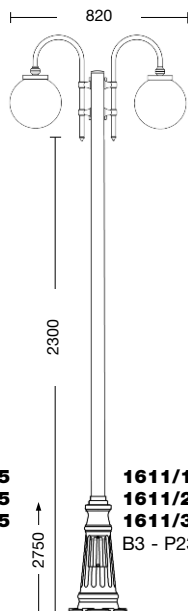
1608/1L/S25
1608/2L/S25
1608/3L/S25
B3 - P21



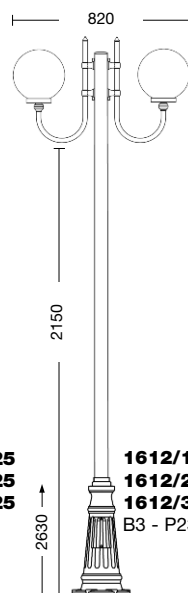
1609/1L/S25
1609/2L/S25
1609/3L/S25
B3 - P22



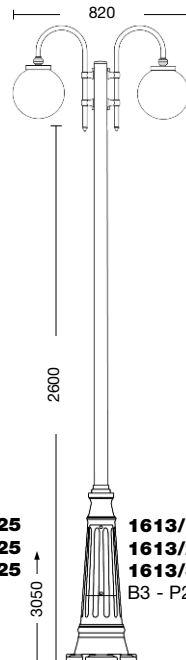
1610/1L/S25
1610/2L/S25
1610/3L/S25
B3 - P22



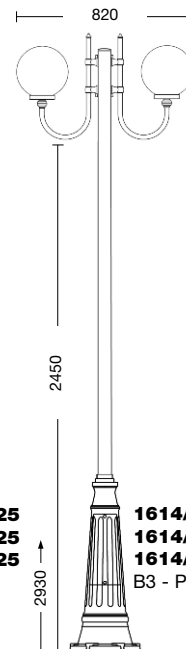
1611/1L/S25
1611/2L/S25
1611/3L/S25
B3 - P23



1612/1L/S25
1612/2L/S25
1612/3L/S25
B3 - P23



1613/1L/S25
1613/2L/S25
1613/3L/S25
B3 - P24



1614/1L/S25
1614/2L/S25
1614/3L/S25
B3 - P24

Art. 1601/S25 nero argento (NA) - SP



Art. 1602/S25 nero rame (NR) - SF



Art. **1607/1L/S25**
nero verde (NV) - SO - braccio B3 - palo P21
h 1880 mm - ø 530 mm

Art. **1610/2L/S25**
nero verde (NV) - SO - braccio B3 - palo P22
h 2260 mm - ø 820 mm



Art. **1609/2L/S25** nero argento (NA) - SO - braccio B3 - palo P22