

**NERO GOFFRATO
E VARIANTI**

Colori disponibili:
NN = nero goffrato
NO = nero-oro
NA = nero-argento
NR = nero-rame
NB = nero-bronzo
NV = nero-verde

Per GRIGIO ANTRACITE e BIANCO GOFFRATO vedere le condizioni riportate nel listino prezzi.

Corpo: alluminio pressofuso
 Cappelli disponibili (da specificare):

- A** = cappello alluminio
R = cappello rame satinato chiaro
 (su richiesta, cappello rame anticato scuro)

Riflettore: vetro alabastro bianco

.LI Disponibile su richiesta

Diffusore per lampadina interna

**BLACK MATT
AND VARIANTS**

Colours available:
NN = black matt
NO = black-gold
NA = black-silver
NR = black-copper
NB = black-bronze
NV = black-green

For ANTHRACITE GREY and WHITE MATT refer to conditions on the pricing list.

Body: die cast aluminium
 Hats available (to specify):

- A** = aluminium hat
R = clear copper hat
 (on request, dark brunished copper hat)

Diffuser: white alabaster glass

.LI Available on request

Diffuser for internal bulb



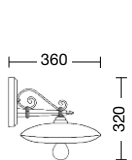
Viteria esterna in acciaio inox. Tasselli di fissaggio inclusi (lampadina non inclusa). Specifiche bracci e pali a pag. 294-297. Accessori a pag. 298-300.

External screws: stainless steel. Anchorage screws included (bulbs not included). Arms and poles details on page 294-297. Accessories on page 298-300.

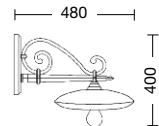
Guarnizione in silicone aggiuntiva sul portalampe per una maggiore protezione. Additional silicone protection on lamp holder.

E27 75W

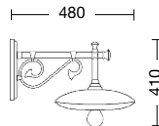
E27 23W



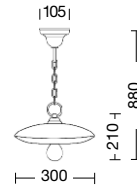
1460A-B7
1460R-B7
 B7



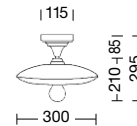
1460A-B8
1460R-B8
 B8



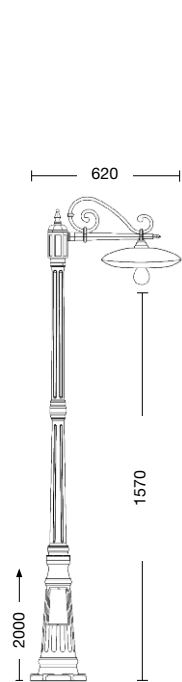
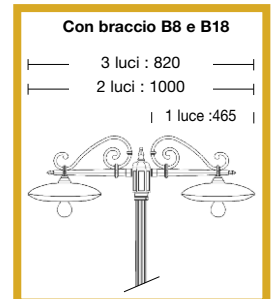
1460A-B18
1460R-B18
 B18



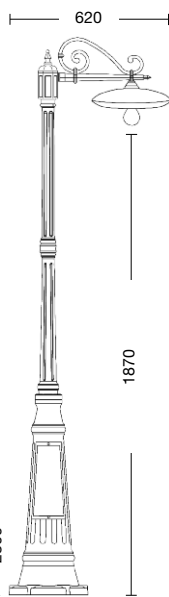
1461A
1461R



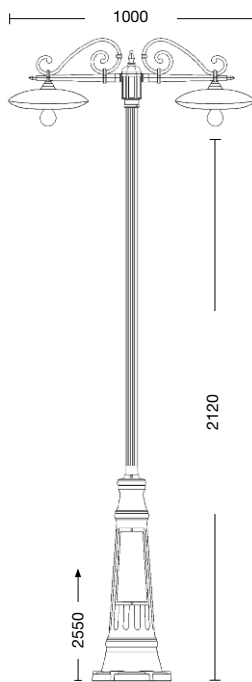
1461A-PL
1461R-PL



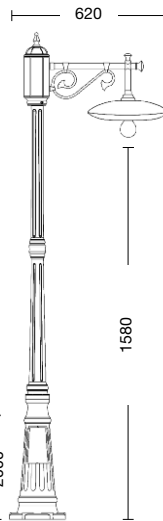
1462A/1L
1462R/1L
1462A/2L
1462R/2L
1462A/3L
1462R/3L
 B8 - P05



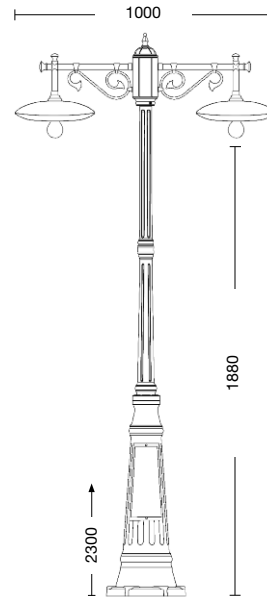
1463A/1L
1463R/1L
1463A/2L
1463R/2L
1463A/3L
1463R/3L
 B8 - P06



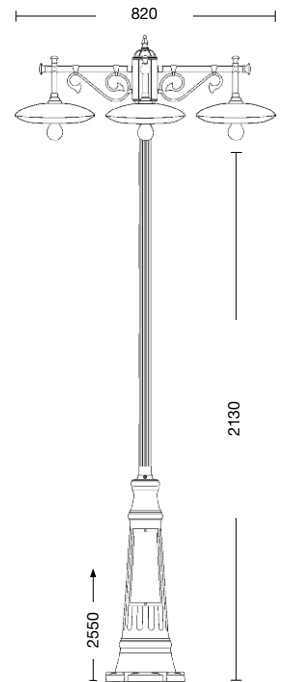
1464A/1L
1464R/1L
1464A/2L
1464R/2L
1464A/3L
1464R/3L
 B8 - P12



1465A/1L
1465R/1L
1465A/2L
1465R/2L
1465A/3L
1465R/3L
 B18 - P05



1466A/1L
1466R/1L
1466A/2L
1466R/2L
1466A/3L
1466R/3L
 B18 - P06



1467A/1L
1467R/1L
1467A/2L
1467R/2L
1467A/3L
1467R/3L
 B18 - P12

Art. 1460A-B8 nero verde (NV)



Art. 1460R-B7 .LI nero rame (NR)

Versione .LI

Su richiesta diffusore per lampadina interna



Art. 1462A/1L
nero verde (NV) - braccio B8 - palo P05
h 2000 mm - ø 620 mm

Art. 1463A/2L
nero verde (NV) - braccio B8 - palo P06
h 2300 mm - ø 1000 mm



Art. **1462R/3L** nero rame (NR) - braccio B18 - palo P05 con prolunga

Accessorio **PROLUNGA** altezza 40 cm - vedi pag. 296-297